

VEREINFACHTE EU-KONFORMITÄTSERKLÄRUNG

Hiermit erklärt Oktalite Lichttechnik GmbH, dass der Funkanlagentyp AGIRA PLUS BLE der Richtlinie 2014/53/EU entspricht. Der vollständige Text der EU-Konformitätserklärung ist unter der folgenden Internetadresse verfügbar: <https://www.oktalite.com/downloads>

SIMPLIFIED EU DECLARATION OF CONFORMITY

Hereby, Oktalite Lichttechnik GmbH declares that the radio equipment type AGIRA PLUS BLE is in compliance with Directive 2014/53/EU. The full text of the EU declaration of conformity is available at the following internet address: <https://www.oktalite.com/downloads>

DECLARATION UE DE CONFORMITE SIMPLIFIEE

Le soussigné, Oktalite Lichttechnik GmbH, déclare que l'équipement radioélectrique du type AGIRA PLUS BLE est conforme à la directive 2014/53/UE. Le texte complet de la déclaration UE de conformité est disponible à l'adresse internet suivante: <https://www.oktalite.com/downloads>

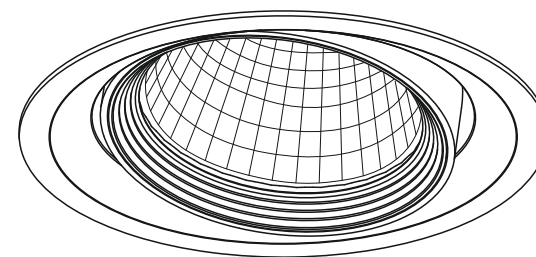
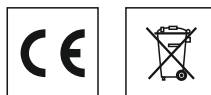
DICHIARAZIONE DI CONFORMITÀ UE SEMPLIFICATA

Il fabbricante, Oktalite Lichttechnik GmbH, dichiara che il tipo di apparecchiatura radio AGIRA PLUS BLE è conforme alla direttiva 2014/53/UE. Il testo completo della dichiarazione di conformità UE è disponibile al seguente indirizzo Internet: <https://www.oktalite.com/downloads>

DECLARACIÓN UE DE CONFORMIDAD SIMPLIFICADA

Por la presente, Oktalite Lichttechnik GmbH declara que el tipo de equipo radioeléctrico AGIRA PLUS BLE es conforme con la Directiva 2014/53/UE. El texto completo de la declaración UE de conformidad está disponible en la dirección Internet siguiente: <https://www.oktalite.com/downloads>

Oktalite Lichttechnik GmbH
Mathias-Brüggen-Straße 73
50829 Köln, Germany
T +49 221 59767-0
F +49 221 59767-40
mail@oktalite.com
www.oktalite.com



AGIRA PLUS / AGIRA PLUS BLE ACTIVE LED^{IQ}

- DE Montageanleitung
- EN Installation instructions
- FR Notice de montage
- IT Istruzioni per il montaggio
- ES Instrucciones de montaje
- RU Инструкция по монтажу

AGIRA PLUS/AGIRA PLUS BLE ACTIVE LED^{IQ}

DE Hierzu gehören die allgemeinen Montagehinweise TK 10166740. Vor Montage/Inbetriebnahme die Anleitungen lesen. Technische Änderungen vorbehalten!

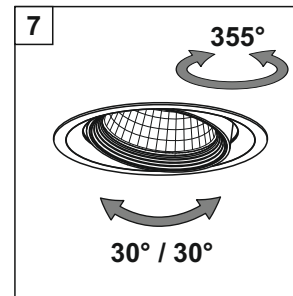
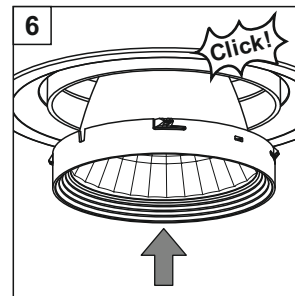
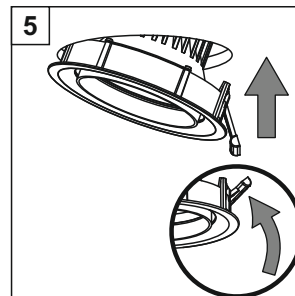
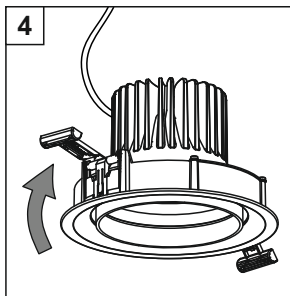
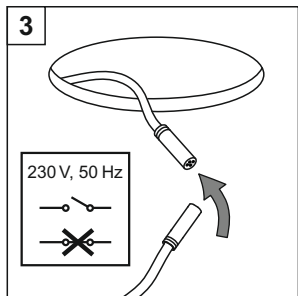
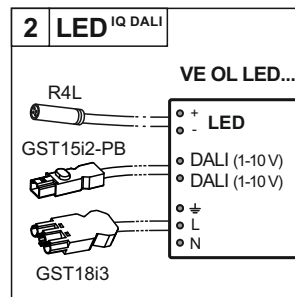
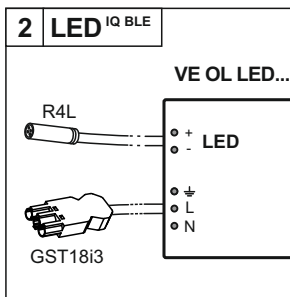
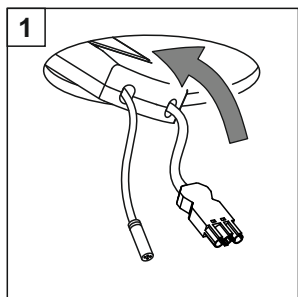
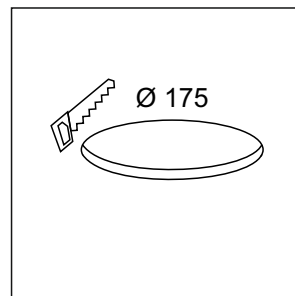
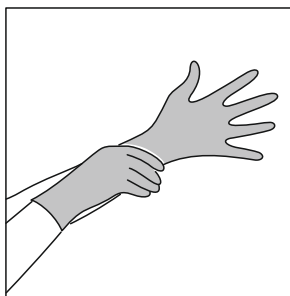
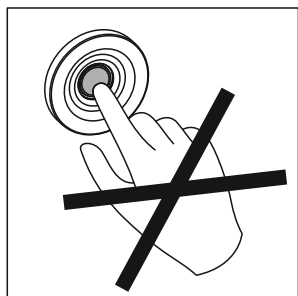
EN This includes the general installation instructions TK 10166740. Before mounting/putting into operation read the instructions. Subject to technical changes!

FR En font partie les instructions générales de montage TK 10166740. Lire les instructions avant le montage/mise en service. Sous réserve de toute modification technique !

IT Ne fanno parte le istruzioni generali per il montaggio TK 10166740. Leggere le istruzioni prima del montaggio/della messa in esercizio. Con riserva di modifiche tecniche!

ES Aquí corresponden las indicaciones generales de montaje del modelo con el TK 10166740. Lea las instrucciones antes del montaje/puesta en funcionamiento. Nos reservamos el derecho de realizar modificaciones técnicas.

RU К ним относятся общие инструкции по установке ТК 10166740. Прочитайте инструкцию перед установкой / вводом в эксплуатацию. Мы оставляем за собой право на технические изменения!



DE Demontage der Leuchte


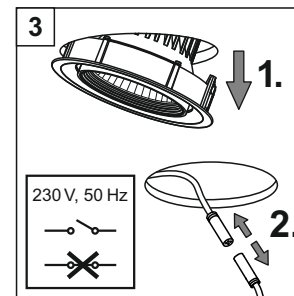
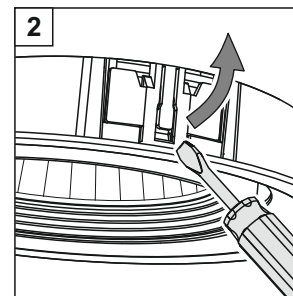
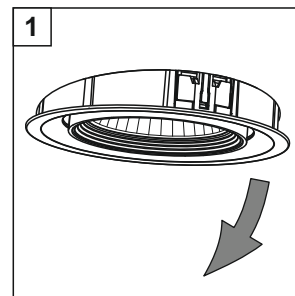
EN Disassembly of the luminaire

FR Démontage du luminaire

IT Smontaggio dei faretti

ES Desmontaje de la luminaria

RU Демонтаж светильника



DE Ersatzeinbaufedern (2er Set)

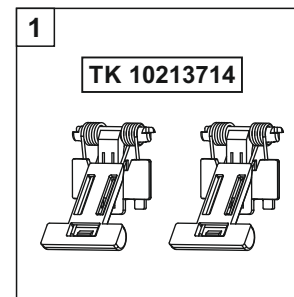
EN Spare mounting springs (2 pc. Set)

FR Ressorts de montage de rechange (jeu de 2)

IT Molla a incasso di ricambio (set da 2)

ES Muelles de montaje de repuesto (kit de 2 unidades)

RU Запасные пружины для монтажа (комплект 2 шт.)



DE Austausch der Optik

EN Replacement of optics

FR Echange d'optique

IT Sostituzione di ottica

ES Sustitución de óptica

RU Замена оптики

